


When recorded mail to:

HOLD FOR PICK UP
CITY OF PHX. ACCT. #34

HOLD FOR PICK UP
CITY OF PHX. ACCT. #34



OFFICIAL RECORDS OF
MARICOPA COUNTY RECORDER
HELEN PURCELL
2002-1026747 10/03/02 15:34
5 OF 12

GARCIAO

CAPTION HEADING: 100016-IGA-002

DO NOT REMOVE

This is part of the official document.

SUPPLEMENTAL AGREEMENT NO. 2 -IGA-002
BETWEEN
CITY OF PHOENIX
AND
CITY OF PEORIA
FOR SHARING OF TELECOMMUNICATIONS FACILITIES

1
2
3
4
5
6
7
8
9
10
11
12
13
14
15
16
17
18
19
20
21
22
23
24
25
26
27
28
29
30
31
32
33
34
35
36
37
38
39
40
41
42
43
44
45
46
47
48
49
50
51
52
53
54
55
56
57
58
59
60
61
62
63
64
65
66
67
68
69
70
71
72
73
74
75
76
77
78
79
80
81
82
83
84
85
86
87
88
89
90
91
92
93
94
95
96
97
98
99
100

Pursuant to Intergovernmental Telecommunications Facilities Sharing Agreement No. 100016 (hereinafter called "AGREEMENT") made and entered into as of the 1st day of July, 2002 (the "Effective Date"), by and between the City of Phoenix, a municipal corporation duly organized and existing under the laws of the State of Arizona, located at 200 W. Washington Street, Phoenix, Arizona, (hereinafter called "PHOENIX"), and the City of Peoria (hereinafter called "PEORIA"), enter into this site-specific agreement which shall be a supplement ("SUPPLEMENT NO. 2") to the AGREEMENT.

1. Site.

Crown Castle Site No. 807392, on the Peoria Sports Complex located at 15971 N. 83rd Avenue, Peoria, AZ, Lat. 33-37-49 N. Long. 112-13-50 W. PEORIA, property owner, grants PHOENIX the permission to use the site under lease from Crown Castle in accordance with the terms and conditions of PHOENIX's Master License Agreement and Site License Agreement with Crown Castle.

2. Communications Equipment Building. (Ref. Drawings SP-1, FP-1, attached)

Crown Castle will construct a 24' by 14' communications equipment building. This building will include two compartments, one 16' by 14' space for the PHOENIX equipment and one 8' by 14' space for the PEORIA equipment. Crown Castle will install an Emergency Generator to service the communications equipment building in the event of commercial power outages. This generator will remain PHOENIX property and be maintained and operated by PHOENIX. Air conditioning equipment installed to service the new communications equipment building shall be maintained by PHOENIX.

4. Frequency Use.

PHOENIX intends to operate its 800 MHz Trunked Radio Network on the following frequencies at this location:

5. Voice Channels.

<u>Channel</u>	<u>Frequency</u>	<u>Channel</u>	<u>Frequency</u>
686	867.1375	741	867.8500
688	867.1625	757	868.0750
701	867.3250	769	868.2250
703	867.3500	781	868.3750
725	867.6500	783	868.4000
737	867.8000	794	868.5375

6. Microwave Channels.

Peoria Sports Complex to PPSS: 11.2 GHz
 Peoria Sports Complex to Luke AFB 11.2 GHz

Phoenix will provide access on its microwave network from the Peoria Sports Complex site to the Pinnacle Peak Public Safety Building Site for Peoria's communications system. Phoenix

**SUPPLEMENTAL AGREEMENT NO. 2
BETWEEN
CITY OF PHOENIX
AND
CITY OF PEORIA
FOR SHARING OF TELECOMMUNICATIONS FACILITIES**

PHOENIX
PEORIA
AGREEMENT

will guarantee a minimum of one (1) T1 (24 channels) circuit. Phoenix and Peoria will negotiate any increases in capacity to support Peoria.

7. Term.

The term of this SUPPLEMENT NO. 2 shall be coterminous with the underlying AGREEMENT.

8. Option to Extend.

Agencies shall have the option to extend this site-specific agreement for one additional ten year term under the same terms and conditions as stated in this SUPPLEMENT NO. 2 and in the Agreement and any intervening amendments thereof. PHOENIX shall give PEORIA written notice of its intentions to extend the terms of this SUPPLEMENT NO. 2 at least ninety (90) days prior to the expiration of this SUPPLEMENT NO. 2.

9. Termination.

PEORIA, as the owner of the communications facility may terminate this SUPPLEMENT NO. 2 at any time by giving no less than 365 days written notice to PHOENIX. PHOENIX not owning the communications facility may terminate this SUPPLEMENT NO. 2 at any time by giving no less than ninety (90) days written notice to PEORIA. Unless sooner terminated, this SUPPLEMENT NO. 2 and any extensions hereof shall automatically terminate upon termination of the AGREEMENT.

10. Removal of Equipment.

PHOENIX shall remove its property upon termination by either agency.

11. Frequency Protection.

PHOENIX shall be responsible for resolving interference problems generated by PHOENIX owned equipment which affect existing frequencies employed by PEORIA, and shall bear the cost of such resolution.

PEORIA shall be responsible for resolving interference problems generated by PEORIA owned equipment which affect existing frequencies employed by PHOENIX, and shall bear the cost of such resolution.

12. Maintenance.

Communications equipment installed at the site shall be maintained by the owner of the equipment. PEORIA shall not restrict access to PHOENIX personnel for preventive and corrective maintenance activities. Preventive and corrective maintenance performed by either AGENCY that may affect the other AGENCY'S service shall be coordinated between the AGENCIES prior to the start of work. Service interruptions shall be kept to an absolute minimum.

This SUPPLEMENT NO. 2 shall become effective this 1st day of July, 2002.

SUPPLEMENTAL AGREEMENT NO. 2 -ILA-002
BETWEEN
CITY OF PHOENIX
AND
CITY OF PEORIA
FOR SHARING OF TELECOMMUNICATIONS FACILITIES


20020827


IN WITNESS WHEREOF, the parties have executed this SUPPLEMENT NO. 2 on the dates indicated below.

2002 SEP -4 PM 9:30
CITY CLERK DEPT

City of Phoenix
A municipal corporation
Frank Fairbanks, City Manager


City of Peoria
A municipal corporation
Terrence L. Ellis, City Manager



By: 
Danny W. Murphy
Chief Information Officer

By: 
Terrence L. Ellis
City Manager

Date: 8/30/02


Date: August 27, 2002


ATTEST:

City Clerk

ATTEST:


City Clerk, Janice L. Graziano

In accordance with A. R. S. Section 11-952 this Supplement No. 2 has been reviewed by the undersigned attorney who has determined that this Supplement No. 2 is in proper form and within the powers and authority granted to the City of Phoenix under the laws of the State of Arizona.

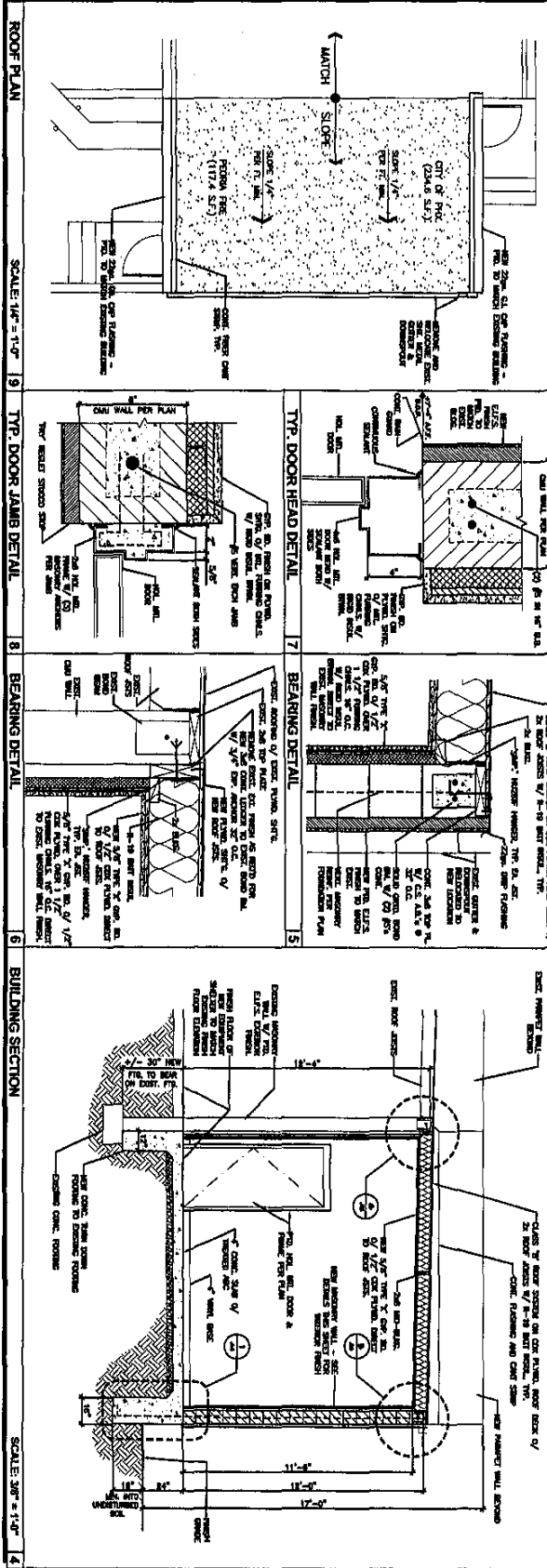
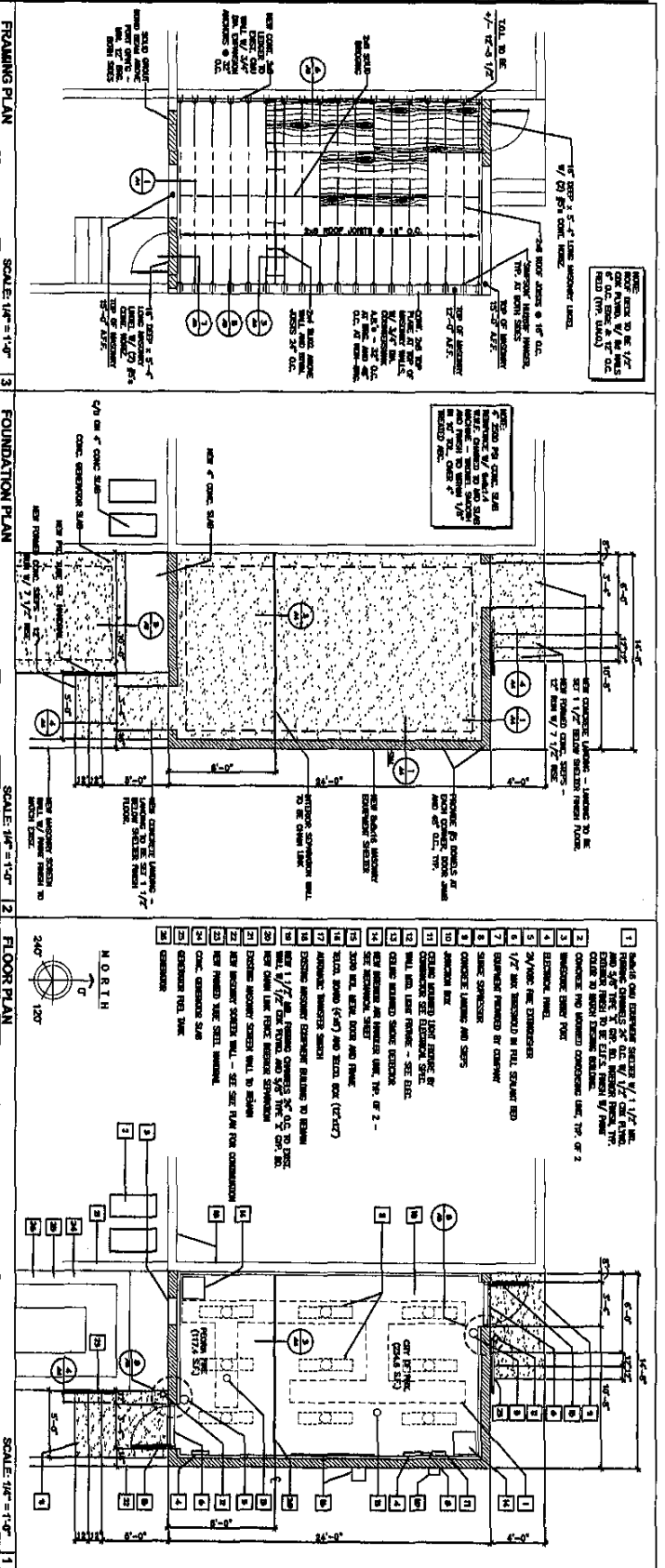
In accordance with A. R. S. Section 11-952 this Supplement No.2 has been reviewed by the undersigned attorney who has determined that this Supplement No. 2 is in proper form and within the powers and authority granted to the City of Peoria under the laws of the State of Arizona.


Acting City Attorney


City Attorney, Stephen M. Kemp

Date: _____

Date: August 21, 2002



REVISIONS

NO.	DATE	DESCRIPTION

DRAWN BY: BLK
 CHECKED BY: RCV
 DRAWING DATE: 07/19/02

SITE AGENT INFORMATION:
 AGENT FIRM: ALBERT COMPANY
 AGENT DATE: ALBERT DATE
 SITE NAME:
 PERSONAL SPORTS COMPLEX
 BUSINESS UNIT NUMBER:
 ADDRESS:
 SITE ADDRESS:
 1871 N. 90th AVE.
 FARGO, ND 58103

SHEET TITLE:
 FLOOR, FOUNDATION,
 FRAMING PLAN & DETAILS
 SHEET NUMBER:
 A-3 FP-1

A & E PROJECT # 100-25

THIS DRAWING IS OWNED BY AND IS THE PROPERTY OF THE ARCHITECT. IT IS TO BE USED ONLY FOR THE PROJECT AND SITE SPECIFICALLY IDENTIFIED HEREIN. THE ARCHITECT ASSUMES NO RESPONSIBILITY FOR THE ACCURACY OF ANY INFORMATION OR DATA OBTAINED FROM OTHER SOURCES OR FOR THE CONSTRUCTION OF THE PROJECT.

WYSSING & design corp

1000 16th St. SW
 Fargo, ND 58103
 Phone: 701.785.8000 Fax: 701.785.8001
 www.wyssingdesign.com

CROWN STEEL

INTERNATIONAL

SPECIFICATIONS

REFERENCE:

NOKIA BITE ANTENNA AND CABLE INSTALLATION PROCEDURES

CARRIER RESPONSIBILITIES

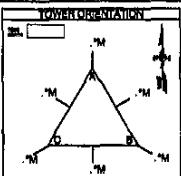
INSTALLATION OF:

- BITE EQUIPMENT
- A/D BRANCH CIRCUIT AT BITE CABINET (WEATHER TIGHT FLEXIBLE CONDUIT, CONNECTORS, FITTINGS, CABLE TIE, ETC.)
- BITE OPTIMIZATION
- BITE INTEGRATION
- SWEET TEST

CONTRACTOR COAXIAL RESPONSIBILITIES

INSTALLATION OF:

- ANTENNA AND ALL ASSOCIATED BRACKET MOUNTS AND HARDWARE
- LMA/AMA'S AND ALL ASSOCIATED BRACKETS, MOUNTS AND HARDWARE
- COAXIAL
- JUMPERS FROM ANTENNA TO LMA/AMA'S
- COAXIAL CABLE FROM LMA/AMA'S TO 7/8" JUMPERS AT BITE CABINET
- GROUND CLAMPS
- CONNECTORS AND WEATHER PROOFING
NOTE: ALL ABOVE MATERIALS SUPPLIED BY OWNER INSTALLED BY CONTRACTOR
- GROUNDING
- GROUNDING FROM THE LMA/AMA'S TO THE GROUND BAR AND ALL CLAMPS, LOSS AND MISCELLANEOUS HARDWARE SUPPLIED BY AND INSTALLED BY CONTRACTOR
- COAXIAL GROUND KITS TO BE CONNECTED TO GROUND LEAD FROM LMA/AMA'S WITH C-DRUM SUPPLIED BY INSTALLED BY CONTRACTOR
- EQUIPMENT DOCUMENTATION



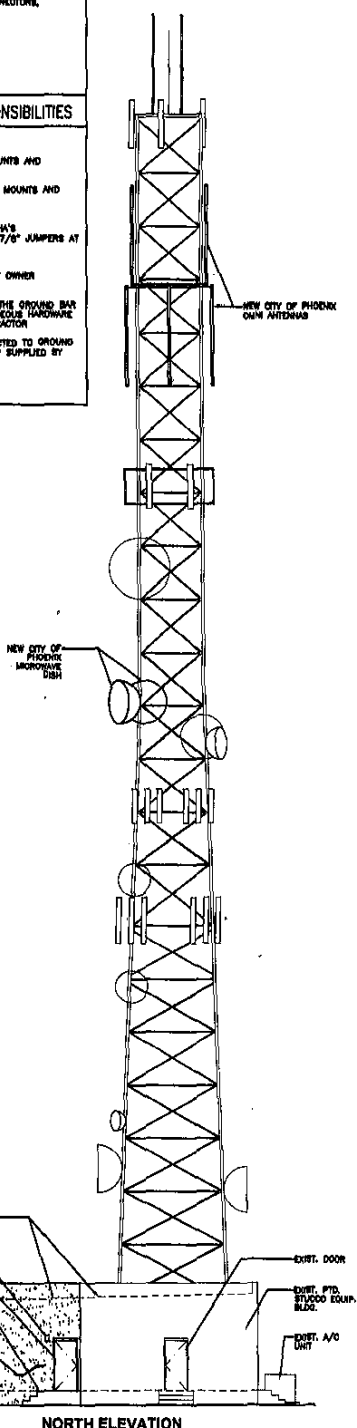
TOWER INFORMATION

180'-0" FT SELF SUPPORT TOWER

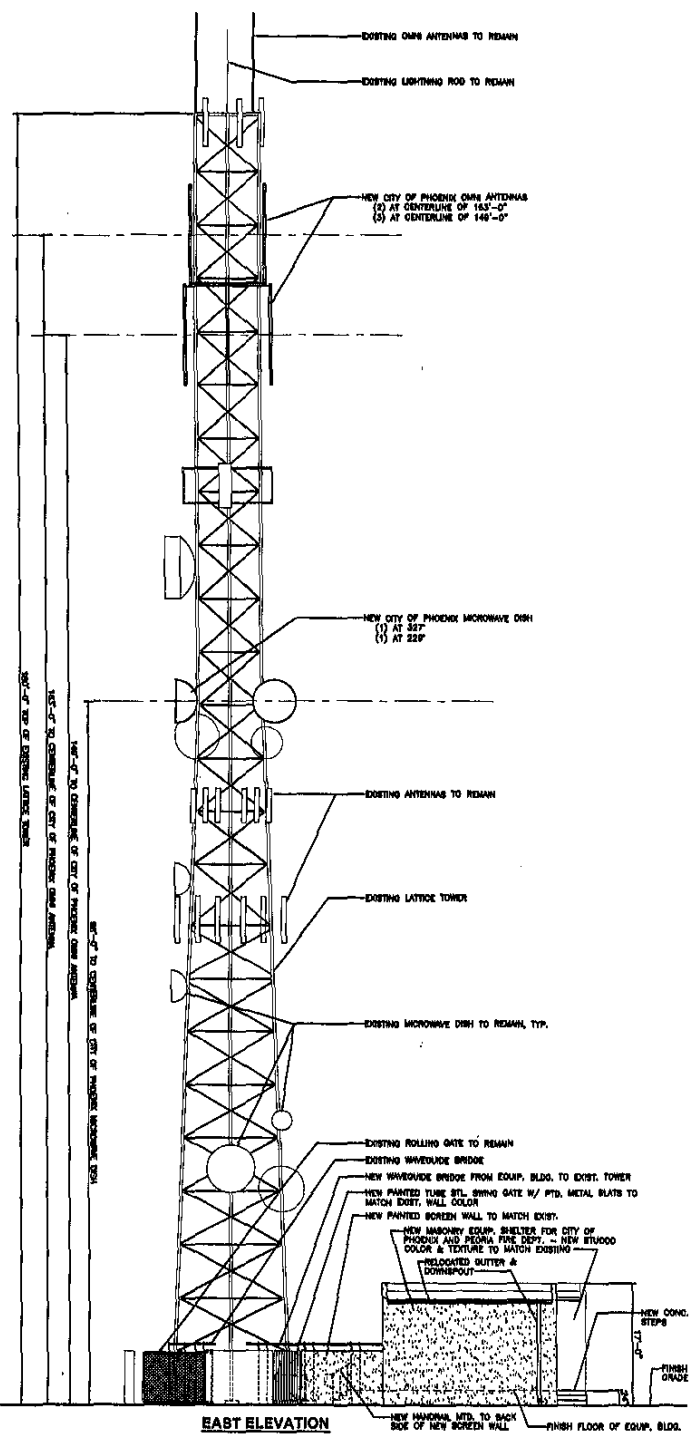
LOCATION INFORMATION

COORDINATES:
 LAT 33° 37' 48.5" N
 LONG 112° 19' 52.6" W
 GROUND ELEV 1,188.8 FT AMSL

- NEW ROOF SLOPE TO BE ADJUSTED WITH EXISTING AND CREATE A CONTINUOUS SLOPE
- NEW WALL MTD. LIGHT FIXTURE
- NEW PAINTED HOL. MT. DOOR AND FRAME
- NEW CONCRETE STEPS
- NEW HANDRAIL MTD. TO BLDG. FINISH GRADE
- EXIST. DOOR
- EXIST. PTD. STUCCO EQUIP. BLDG.
- EXIST. A/D UNIT



NORTH ELEVATION



EAST ELEVATION

SITE ELEVATIONS

A-1 E-1

- SHEET NUMBER
- SITE ELEVATION
- SITE TITLE
- SITE ADDRESS
- PROJECT NAME
- CLIENT NAME
- PROJECT NUMBER
- BUSINESS UNIT NUMBER
- PROJECT LOCATION
- PROJECT DATE
- PROJECT DRAWN BY
- PROJECT CHECKED BY
- PROJECT APPROVED BY

REVISIONS

NO.	DATE	DESCRIPTION

A & E PROJECT # 100-228

THIS DRAWING IS THE PROPERTY OF A&E PROJECT # 100-228. IT IS TO BE USED ONLY FOR THE PROJECT AND NOT BE LOANED, REPRODUCED, COPIED, OR OTHERWISE DISSEMINATED WITHOUT THE WRITTEN PERMISSION OF THE OWNER.

A&E PROJECT # 100-228

A design corp

10000 N. 100th Street
 Suite 1000
 Minneapolis, MN 55438
 Tel: (612) 331-1000
 Fax: (612) 331-1001
 www.aandeproject.com

CROWN CASTLE INTERNATIONAL